


# WALL/CEILING FANS - SELV

These axial fans are designed for easy installation and efficient operation. SELV (safety extra low voltage) models are designed for use in wet area zones 1, 2 and 3 and incorporate a 12V AC motor and a 12V AC isolating transformer. 5 year warranty.



| Pro-Series<br>Low Profile   | Duct<br>(mm) | Fan<br>Type | Max.<br>Fan<br>Watts<br>(W) | Max.<br>Fan<br>Pressure<br>(Pa) | Free Air Fan<br>Performance |                      | Specific<br>Fan<br>Power<br>(W/l/s) | Sound<br>dB(A) | Fascia | Switching | Model      | Order<br>Code |
|---|--------------|-------------|-----------------------------|---------------------------------|-----------------------------|----------------------|-------------------------------------|----------------|--------|-----------|------------|---------------|
|   |              |             |                             |                                 | (l/s)                       | (m <sup>3</sup> /hr) |                                     |                |        |           |            |               |
|  | 150          | Axial       | 20                          | 60                              | 101                         | 364                  | 0.19                                | 40             | Square | Standard  | XFLP150SLV | FAN5892       |
|   |              |             |                             |                                 |                             |                      |                                     |                | Round  | Standard  | XFLP150CLV | FAN5891       |
|   | 125          | Axial       | 20                          | 35                              | 36                          | 130                  | 0.56                                | 41             | Square | Standard  | XFLP125SLV | FAN5886       |
|   |              |             |                             |                                 |                             |                      |                                     |                | Round  | Standard  | XFLP125CLV | FAN5885       |
| Classic<br>Standard Profile   | Duct<br>(mm) | Fan<br>Type | Max.<br>Fan<br>Watts<br>(W) | Max.<br>Fan<br>Pressure<br>(Pa) | Free Air Fan<br>Performance |                      | Specific<br>Fan<br>Power<br>(W/l/s) | Sound<br>dB(A) | Fascia | Switching | Model      | Order<br>Code |
|  | 150          | Axial       | 20                          | 60                              | 101                         | 364                  | 0.19                                | 40             | Square | Standard  | XF150LV    | FAN5896       |
|   | 125          | Axial       | 20                          | 35                              | 36                          | 130                  | 0.56                                | 41             | Square | Standard  | XF125LV    | FAN5890       |
|   | 100          | Axial       | 20                          | 20                              | 23                          | 85                   | 0.87                                | 41             | Square | Standard  | XF100LV    | FAN5883       |

**Note:** Installed system performance is always influenced by duct length and layout

## Switching Options

**Standard** Remote switch (not supplied).

## Accessories

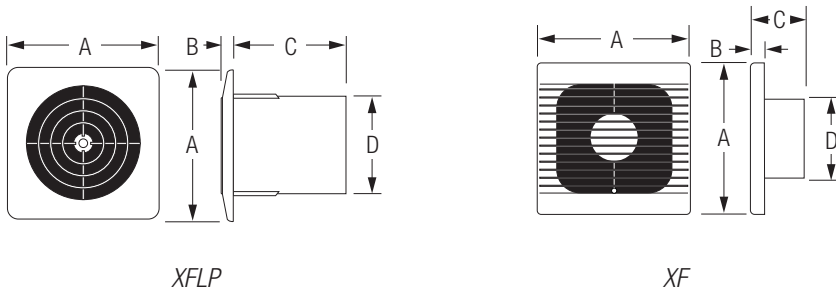
| Fascia  | Model | Duct  | Round   |              |         | Square  |              |         |
|---|-------|-------|---------|--------------|---------|---------|--------------|---------|
|   |       |       | White   | Satin Silver | Chrome  | White   | Satin Silver | Chrome  |
|   | XFLP  | 150mm | FAN0750 | FAN2070      | FAN0613 | FAN0749 | FAN2071      | FAN0598 |
|   |       | 125mm | FAN0748 | FAN2069      | FAN0757 | FAN0747 | FAN2068      | FAN0755 |

# WALL/CEILING FANS - SELV

## Dimensions (mm)

| Model           | Cut-Out Size | A   | B  | C   | D   | E |
|-----------------|--------------|-----|----|-----|-----|---|
| <b>XFLP150S</b> | 173          | 191 | 10 | 122 | 150 | - |
| <b>XFLP150C</b> | 173          | 198 | 10 | 122 | 150 | - |
| <b>XFLP125S</b> | 140          | 161 | 10 | 122 | 118 | - |
| <b>XFLP125C</b> | 140          | 165 | 10 | 122 | 118 | - |
| <b>XF150</b>    | 160          | 200 | 27 | 74  | 148 | - |
| <b>XF125</b>    | 140          | 168 | 27 | 74  | 118 | - |
| <b>XF100</b>    | 112          | 155 | 27 | 74  | 98  | - |

Please note: Fan cut-out size is a nominal diameter.



## Technical

|                            |        |
|----------------------------|--------|
| <b>Supply</b>              | 12V DC |
| <b>Max. Operating Temp</b> | 50°C   |
| <b>IP Rating</b>           | IPX4   |