



## Main

Range of product	Zelio Relay
Series name	Interface relay
Product or component type	Plug-in relay
Device short name	RXG
Contacts type and composition	1 C/O

## Complementary

Status LED	With
Contacts material	Silver alloy (AgSnO2In2O3)
Maximum contact resistance	100 mOhm
[Ithe] conventional enclosed thermal current	10 A at -40...55 °C
[Ie] rated operational current	10 A at 30 V (DC) conforming to UL 10 A at 30 V (DC) conforming to IEC 10 A at 250 V (AC) conforming to IEC 10 A at 250 V (AC) conforming to UL
Maximum switching voltage	250 V AC 30 V DC
Load current	10 A at 250 V AC
Maximum switching capacity	2500 VA
Minimum switching capacity	500 mW at 100 mA, 5 V DC
Operating rate	<= 1800 cycles/hour under load <= 18000 cycles/hour no-load
Utilisation coefficient	20 %
Mechanical durability	10000000 cycles
Electrical durability	100000 cycles for NO resistive load at 55 °C 100000 cycles for NC resistive load at 55 °C
[Ui] rated insulation voltage	250 V conforming to IEC 300 V conforming to CSA

	300 V conforming to UL
[Uimp] rated impulse withstand voltage	6 kV 1.2/50 µs
Dielectric strength	1000 V AC between contacts with micro disconnection 5000 V AC between coil and contact with reinforced insulation
Coil resistance	1100 Ohm +/- 10 %
Insulation resistance	1000 MOhm at 500 V DC
Test levels	Level A group mounting
Mounting position	Any position
Drop-out voltage threshold	>= 0.1 Uc DC
Coil insulation class	Class F
Operate time	20 ms
Release time	20 ms
[Uc] control circuit voltage	24 V DC
Safety reliability data	B10d = 100000
Colour of cover	Standard
Control type	Lockable test button
Local signalling	Flag
Torque value	0.8 N.m
Net weight	0.02 kg
Device presentation	Complete product

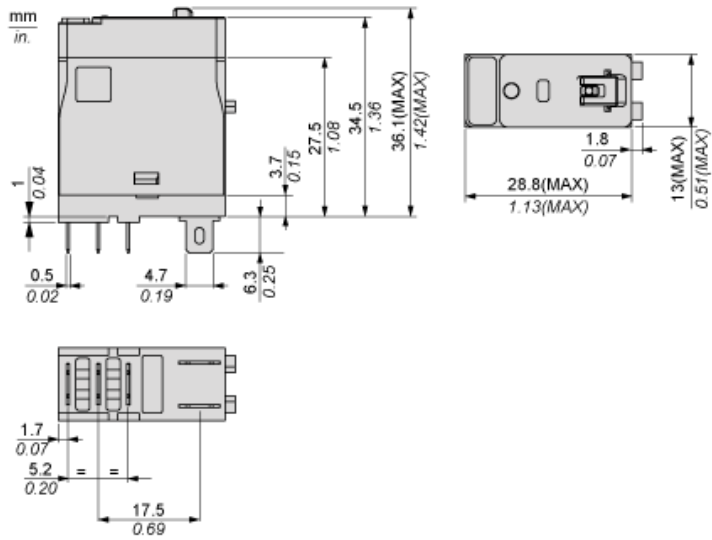
## Environment

Vibration resistance	3 gn, amplitude = +/- 0.75 mm (f = 10...150 Hz)in operation 5 gn, amplitude = +/- 0.75 mm (f = 10...150 Hz)not in operation
IP degree of protection	IP40
Shock resistance	20 gn in operation 100 gn not in operation
Protection category	RT I
Standards	IEC 61810-1 CSA C22.2 No 14 UL 508
Product certifications	EAC CSA RoHS CE REACH China RoHS UL
Pollution degree	2
Overvoltage category	III
Ambient air temperature for storage	-40...85 °C
Ambient air temperature for operation	-40...70 °C
Relative humidity	10...85 %

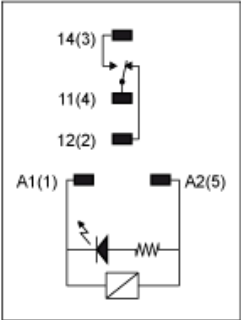
## Offer Sustainability

Sustainable offer status	Green Premium product
REACH Regulation	<a href="#">REACH Declaration</a>
REACH free of SVHC	Yes
EU RoHS Directive	Pro-active compliance (Product out of EU RoHS legal scope) <a href="#">EU RoHS Declaration</a>
Toxic heavy metal free	Yes
Mercury free	Yes
RoHS exemption information	<a href="#">Yes</a>
China RoHS Regulation	<a href="#">China RoHS declaration</a>
Environmental Disclosure	<a href="#">Product Environmental Profile</a>

Dimensions

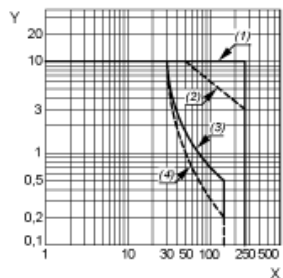


Wiring Diagram



Performance Curves

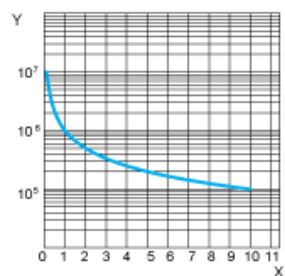
Maximum Switching Capacity



- X : Switching voltage (V)
- Y : Switching current (A)
- (1) AC Resistive Load
- (2) AC Inductive Load  $\cos(\phi)=0.4$
- (3) DC Resistive Load
- (4) DC Inductive Load (L/R=7ms)

Life Expectancy

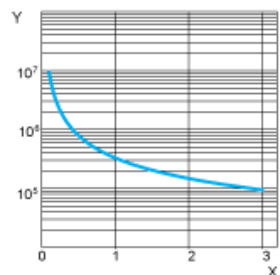
Resistive Load



- X : Contact Current (A)
- Y : Operating Cycle Number

Life Expectancy

Inductive Load

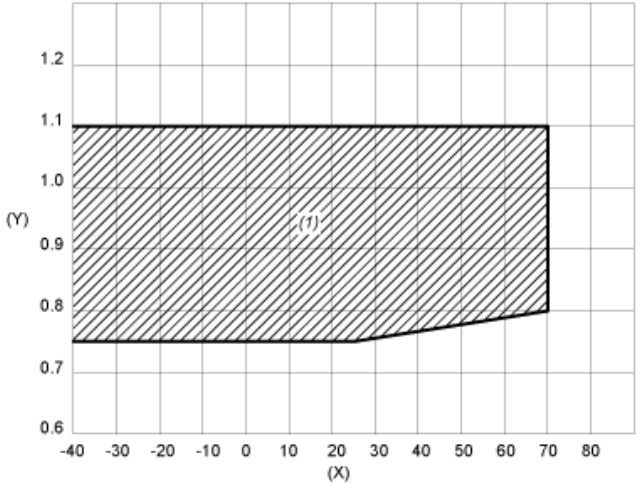


- X : Contact Current (A)
- Y : Operating Cycle Number

NOTE: These are typical curves, actual durability depends on load, environment, duty cycle, etc.

Coil Operating Range

DC Coil Operating Range VS Ambient Temperature



X : Ambient temperature (°C)  
Y : Coil voltage (U/U<sub>c</sub>)  
(1) Permitted operating range area